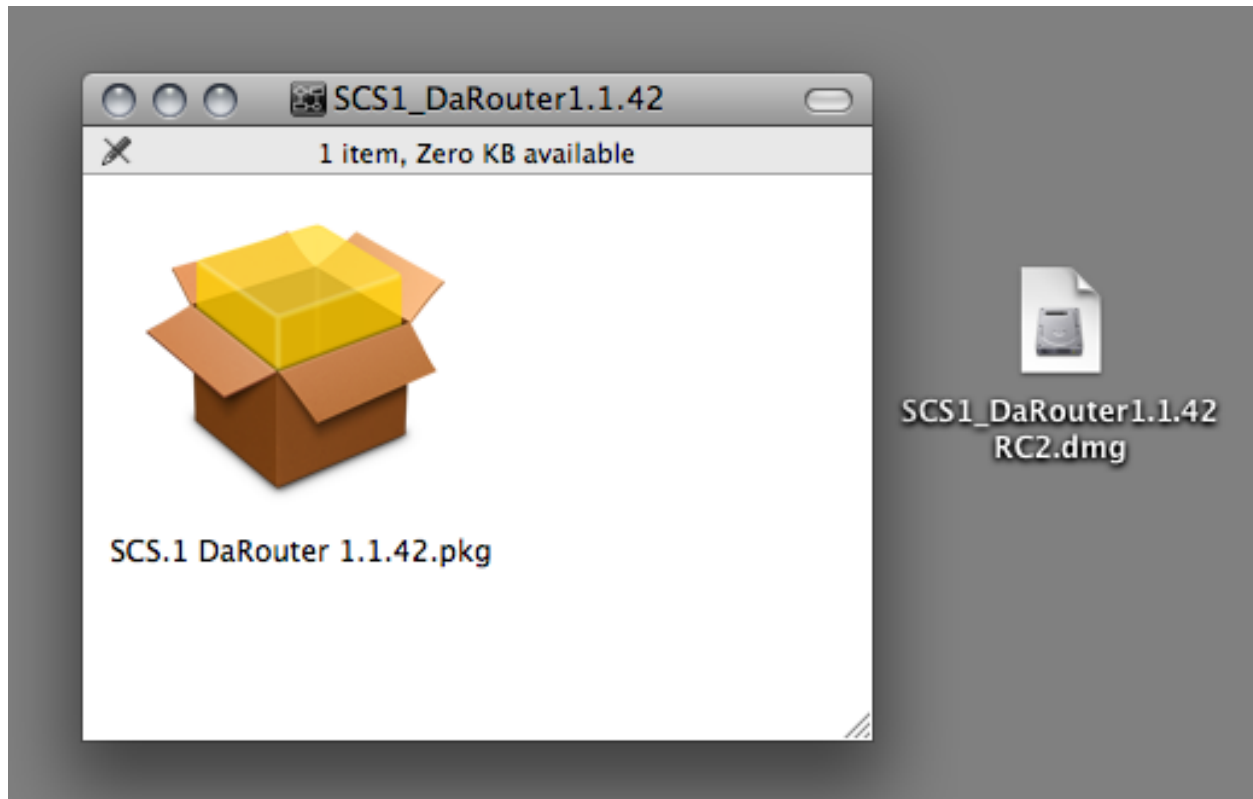


INSTALLING SCS.1 DAROUTER IN OSX

The Stanton SCS.1 DaRouter software serves a couple different purposes. First, it's the "engine" that allows communication between the SCS.1 hardware and your performance software. DaRouter also allows users to reconfigure the layout of their SCS.1 controller with the use of "presets". Presets typically end with the .btme extension, and can be found in the Stanton SCS.1 DaRouter folder on your computer.

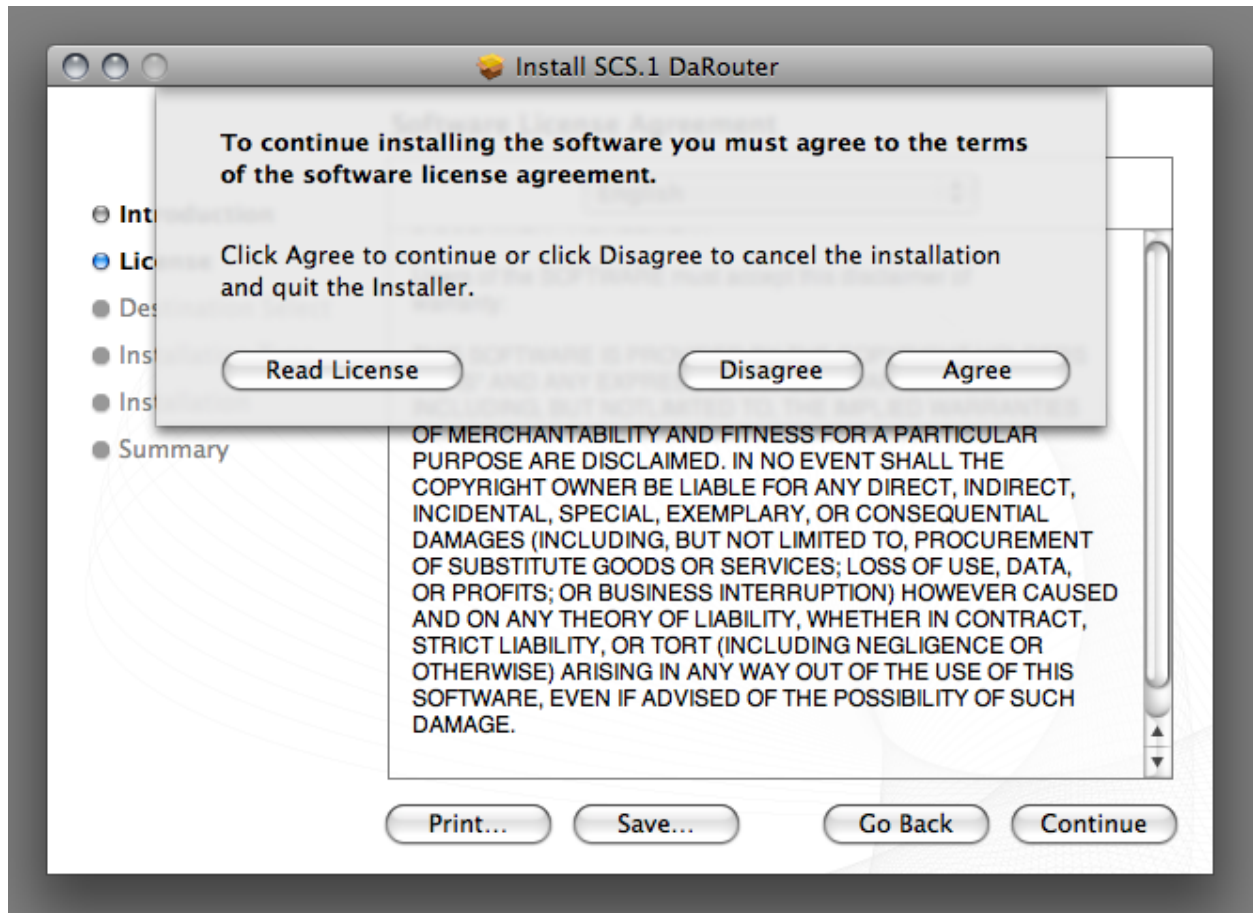
THE INSTALLATION PROCESS

- (1) Download the DaRouter software. It can be found on our website at <http://www.stantondj.com/v2/index.asp>.
- (2) Once downloaded, the file will need to be “unpacked”. Double click on the file to mount it and open the package file.



- (3) Double click on the SCS.1 DaRouter package (pkg) file. This will run the installer.
- (4) You'll be presented with the Welcome screen. Please press the CONTINUE button.
- (5) The next step is the license agreement. Press the CONTINUE button to proceed.

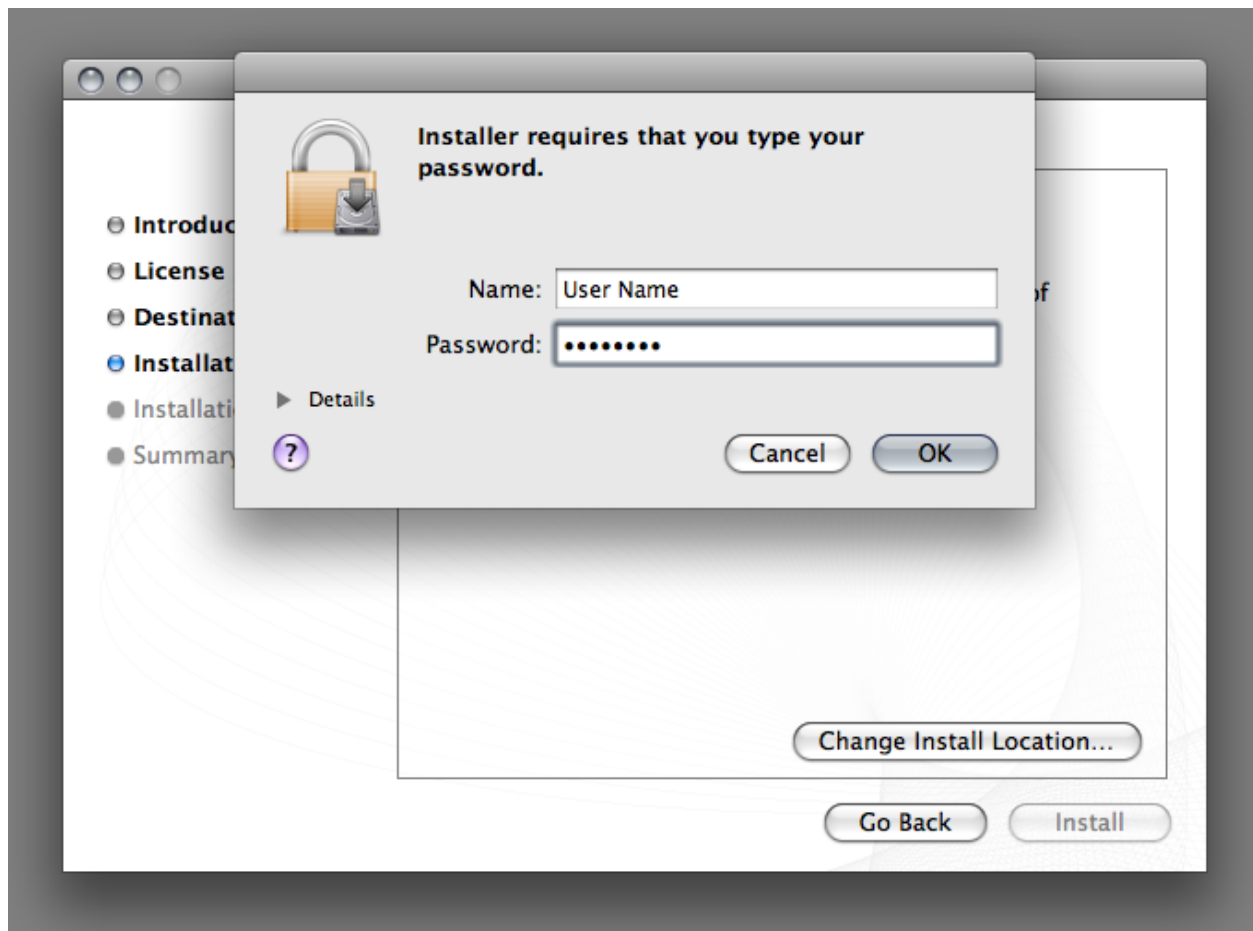
(6) At this point, you'll be asked to agree or disagree.



Press AGREE to continue.

(7) The installer will now ask you to choose the install location. Leave it at the default and press INSTALL to continue.

(8) Before you go any further, you'll be asked to input your user password. Enter it in this step.



(9) This installer will now install all files necessary to run DaRouter. You'll see a progress bar showing the status of the installation.

(10) When finished, you'll be notified by the installer. Press CLOSE to finish the installation.

Your Stanton SCS.1 DaRouter software is now installed, and can be accessed via APPLICATIONS in FINDER. You might want to drag a shortcut to DaRouter into your dock for easier running.

HELP

We hope that this help document gives you all the information you need to get up and running. If you have any additional questions, please feel free contact our Customer Support Monday through Friday at +1 954.316.1500 from 9AM to 6PM EST.

We also have a lot of great information on our forums...

<http://forums.stantondj.com/>

And be sure to check our Knowledge Base for answers to common issues and questions.

<http://www.stantondj.com/activekb/>

LEGAL

Windows is a registered trademark of Microsoft Corporation in the United States and other countries

OSX is a registered trademark of Apple Inc.